

# **HUSKY** **WeatherBEATER™** **Custom Vehicle Floor Protection**


## CARE AND USE INSTRUCTIONS

---

Thank you for selecting a WeatherBeater® Floor Liner from Winfield Consumer Products. Your new front floor liners are custom molded to fit your Toyota Tundra CrewMax and Double Cab trucks. The liners are made to take the place of your factory floor mats. **For correct fit, it is necessary to remove the factory floor mats before installing your new floor liners.** However, do not remove the factory-installed carpeting.

Your liners are made from an engineering resin that is lightweight and extremely tough and durable. The easiest way to clean your liners is with a damp cloth or sponge. If using a cleaner, 409® or Glass Plus® work well. Use of Armor All®, Son-of-a-Gun® or similar items is discouraged as these products make the liners slick.

### INSTALLATION INSTRUCTIONS FOR YOUR TOYOTA TUNDRA REGULAR CAB FRONT FLOOR LINERS



LEFT OR DRIVER'S






RIGHT OR PASSENGER'S SIDE

**BEFORE INSTALLING YOUR LINERS REMOVE ANY OTHER FLOOR MATS FROM THE VEHICLE.**

BEGIN INSTALLATION BY MOVING YOUR FRONT SEATS TO THEIR MOST REARWARD POSITION. WITH THIS DONE INSTALL THE DRIVER' SIDE LINER ATTACHING IT TO THE FACTORY TWIST-LOCK FASTENERS. IF YOU DO NOT HAVE TWIST-LOCK FASTENERS IN YOUR VEHICLE PLEASE CONTACT YOUR RETAILER OR CALL HUSKY LINERS AT 800-344-8759. NOTE THAT THE LINER SETS OVER THE TOP OF THE TWIST-LOCK FASTENER AND THEN THE TOP OF THE FASTENER IS TWISTED 90° TO SECURE THE LINER IN PLACE (SEE ATTACHED PHOTO).

IN YOUR PACKAGING YOU WILL FIND A COMPONENT BAG WITH A FASTENER THAT WILL BE USED TO SECURE THE PASSENGER SIDE LINER IN PLACE. LOCATE THE FASTENER IN YOUR PACKAGING, REMOVE THE FASTENER AND UNSCREW THE CAP FROM THE BASE (SEE IMAGE 1 BELOW). NEXT INSERT THE THREADED PORTION OF THE BASE INTO THE HOLE IN THE PASSENGER SIDE LINER, INSERTING IT FROM THE BACK SIDE OF THE LINER (SEE IMAGE 2 BELOW). WITH THIS DONE INSTALL THE LINER IN THE VEHICLE AND, USING A COIN, SCREWDRIVER OR SIMILAR, SCREW THE BASE OF THE FASTENER INTO THE CARPETING (SEE IMAGE 3). LASTLY, AS SHOWN IN IMAGE 4, INSTALL THE CAP ONTO THE BASE. TIGHTEN UNTIL THE CAP MEETS RESISTANCE, DO NOT OVER TIGHTEN.



### HUSKY LINERS PRODUCT WARRANTY

Husky Liners guarantees to the original purchaser of Husky Liners products that they will not break or tear under normal usage during the life of the motor vehicle in/on which they are installed. This warranty shall only be effective while the original purchaser owns the motor vehicle and shall not apply to Husky Liners products that have been removed from the original vehicle on which they were installed. This warranty applies only to those parts that are correctly installed in/on the vehicle for which they were intended.

Husky Liners will warrant any part during the warranty period that proves defective in material and/or workmanship under normal installation, use, service, or maintenance. Return alleged defective part to the place of purchase for replacement or refund. Please have a copy of your purchase receipt available when you call. The foregoing is the only express warranty made by the manufacturer and is limited to the duration of this warranty. **ANY IMPLIED WARRANTY OF MERCHANTABILITY OR FITNESS FOR A PARTICULAR PURPOSE IS LIMITED IN DURATION TO THE DURATION OF THIS WARRANTY. LABOR CHARGES, INJURIES, OR ANY OTHER LOSS OR DAMAGES WHATSOEVER, INCLUDING THOSE INCURRED IN INSTALLATION ARE EXCLUDED. ADDITIONALLY, PAINTING OF REPLACEMENT HUSKY LINER PARTS AND ANY VEHICLE COMPONENT REPAIR OR REPLACEMENT AS WELL AS INCIDENTAL DAMAGES ARE EXCLUDED.**

This warranty is void for damages to the product due to misuse, abuse, neglect, accident, improper installation or any use that violates the instructions furnished by us.

**ABNORMAL WEAR AND TEAR ARE NOT COVERED UNDER THIS WARRANTY.** Obviously, if your dog chews up your Husky Liner product, it's not covered under the warranty. Likewise, if you shut your Husky Liner in the door of your vehicle, damage to the liner and/or door are not covered. Commonplace, everyday wear on a particular product is considered normal, and is not covered under warranty repair.